





Index of /~klee/MAS 3 NS

Name	Last modified	Size	Description
 Parent Directory			-
 Cambridge.iso	01-Oct-2013 12:56	231M	
 Steve Jobs Stanford Commencement Speech 2005.avi	22-Apr-2012 12:13	101M	
 lessons_fall 2013_mas_III.doc	01-Oct-2013 12:56	97K	

download



- CHANGE LANGUAGE
- Home
- Products
 - AnyDVD
 - AnyDVD HD
 - CloneDVD
 - CloneDVD mobile
 - CloneCD
 - Game Jackal Pro
 - Game Jackal Enterprise
 - Virtual CloneDrive
- Download
- Purchase
- FAQ
- Tutorials
- Support
- Contact
- Forum



LIMITED DISCOUNT OFFER

Until **Sunday, October 6 2013** we offer a **20% discount on all products.**

If you are entertaining the thought of purchasing one of our products then now is the right time to act!

VIRTUAL CLONEDRIVE

Virtual CloneDrive works and behaves just like a physical CD/DVD drive, however it exists only virtually. Image files generated with CloneDVD or CloneCD can be mounted onto a virtual drive from your hard-disk or from a network drive and used in the same manner as inserting them into a normal CD/DVD drive.

DOWNLOAD Probably the best virtual drive software, Virtual CloneDrive allows you to enjoy the freedom of a virtual drive and is completely free.

Features

- Supports all common image formats such as ISO, BIN, CCD
- Supports up to 8 virtual drives at the same time
- Easy to use - just double-click an image file to mount as a drive
- Virtual CloneDrive is freeware, you may use it at no cost.

System Requirements

- An IBM-compatible personal computer with a minimum 500 MHz Pentium-class microprocessor (1 GHz recommended) and 128 MB RAM (256 MB recommended)
- Windows 2000/XP/XP64/VISTA/VISTA64/Win7/Win7-64/Win8/Win8-64
- If you use Windows 2000 or Windows XP you must be an administrator to install Virtual CloneDrive



- CHANGE LANGUAGE
- Home
- Products
 - AnyDVD
 - AnyDVD HD
 - CloneDVD
 - CloneDVD mobile
 - CloneCD
 - Game Jackal Pro
 - Game Jackal Enterprise
 - Virtual CloneDrive
- Download
- Purchase
- FAQ
- Tutorials
- Support
- Contact
- Forum



LIMITED DISCOUNT OFFER

Until **Sunday, October 6 2013** we offer a **20% discount on all products.**

If you are entertaining the thought of purchasing one of our products then now is the right time to act!

DOWNLOAD

You may download and evaluate our products for free for a period of 21 days. After this time you must register the products to continue using them. [Purchase a license key now](#)

AnyDVD & AnyDVD HD	7.3.5.0	2013-09-27	10048 kB	changelog	
CloneDVD	2.9.3.0	2011-05-03	5065 kB	changelog	
CloneDVD mobile	1.9.0.1	2012-09-25	5617 kB	changelog	
CloneCD	5.3.1.4	2009-03-16	2671 kB	changelog	
GameJackal Pro	5.1.0.0	2013-07-20	10229 kB	changelog	
GameJackal Enterprise	4.1.1.2	2010-12-04	10768 kB	changelog	
Virtual CloneDrive (Freeware)	5.4.7.0	2013-07-24	1603 kB	changelog	

download and install it

Installation
You must be logged on as an Administrator or have administration rights before installing our products. The installation wizard will guide you through the installation in seconds. Please restart your computer after the installation is complete.

How to Update
If you have already installed one or more of our products you can easily update them by installing the most recent version on top of them. Your computer **must be restarted** for the updated version to work properly.

SPEEDMENU DESIGNS

Below you'll find additional Speedmenu Designs. Speedmenus drastically decrease the irritating wait time for a Blu-ray movie to finally start in your home cinema. Click the image for a full size preview.

To install Speedmenu designs, **AnyDVD HD 7.0.2.0 or greater** must be installed.



- CHANGE LANGUAGE
- Home
- Products
 - AnyDVD
 - AnyDVD HD
 - CloneDVD
 - CloneDVD mobile
 - CloneCD
 - Game Jackal Pro
 - Game Jackal Enterprise
 - Virtual CloneDrive
- Download
- Purchase
- FAQ
- Tutorials
- Support
- Contact
- Forum

LIMITED DISCOUNT OFFER

Until **Sunday, October 6 2013** we offer a **20% discount on all products.**

If you are entertaining the thought of purchasing one of our products then now is the right time to act!

Windows Security

Would you like to install this device software?

Name: Elaborate Bytes AG Storage controllers
Publisher: Elaborate Bytes AG

Always trust software from "Elaborate Bytes AG". **Install** Don't Install

You should only install driver software from publishers you trust. [How can I decide which device software is safe to install?](#)



Cancel < Back Close

GameJackal Enterprise	4.1.1.2	2010-12-04	10768 kB	changelog	↓
Virtual CloneDrive (Freeware)	5.4.7.0	2013-07-24	1603 kB	changelog	↓

Installation

You must be logged on as an Administrator or have administration rights before installing our products. The installation wizard will guide you through the installation in seconds. Please restart your computer after the installation is complete.

How to Update

If you have already installed one or more of our products you can easily update them by installing the most recent version on top of them. Your computer **must be restarted** for the updated version to work properly.

SPEEDMENU DESIGNS

Below you'll find additional Speedmenu Designs. Speedmenus drastically decrease the irritating wait time for a Blu-ray movie to finally start in your home cinema. Click the image for a full size preview.

To install Speedmenu designs, **AnyDVD HD 7.0.2.0 or greater** must be installed.



AJ MAG3 NS

File Home Share View

Cut Copy path Copy to Move to Delete Rename New folder New item Easy access Properties Edit History Select all Select none Invert selection

Computer > Local Disk (C:) > Skola > JCU-PfF-AI > AJ MAG3 NS

Name	Date modified	Type	Size
Virtual Drive Instructions	2. 10. 2013 16:38	File folder	
Cambridge	2. 10. 2013 16:09	ISO File	236 420 KB

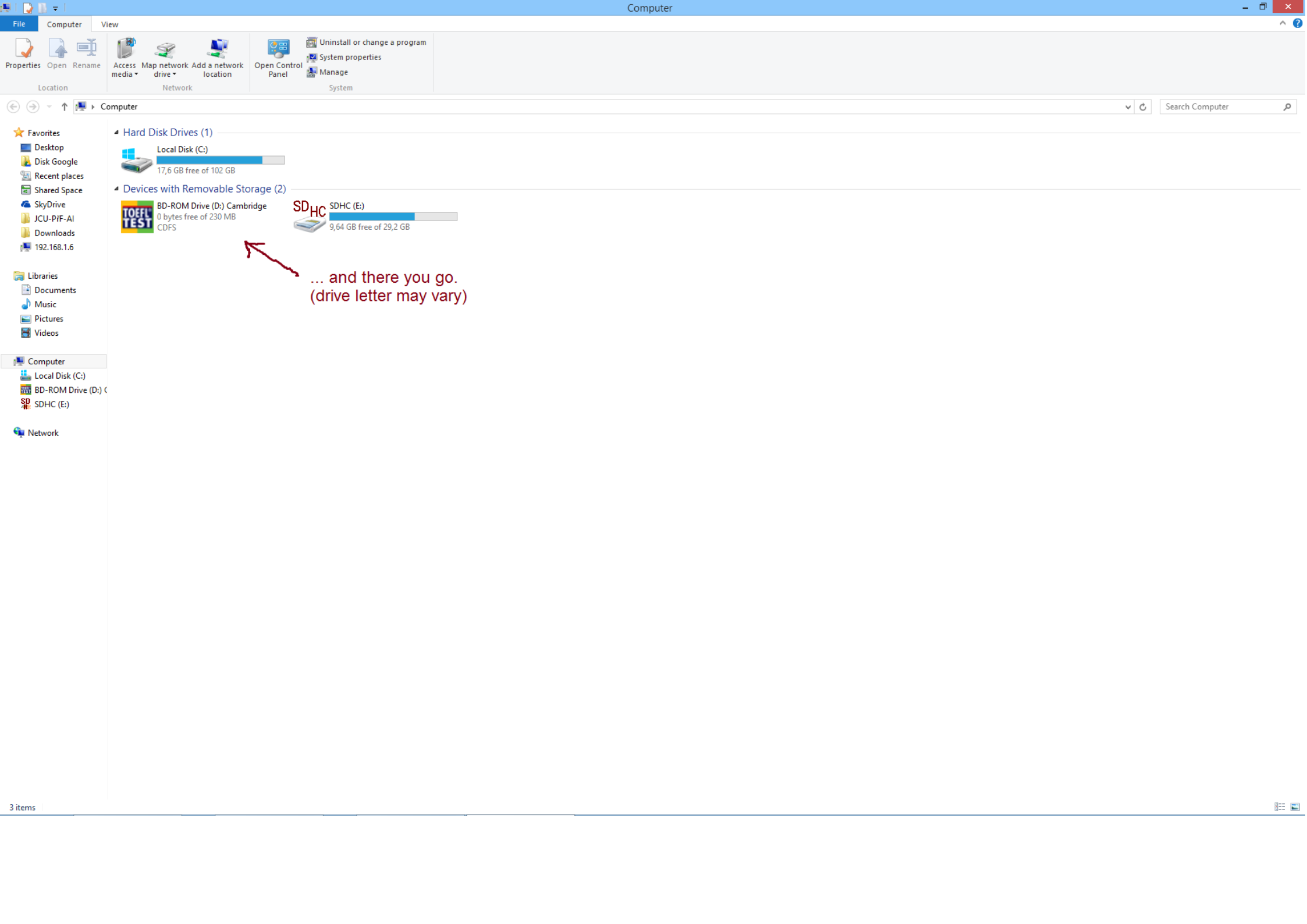
doubleclick your .iso

Alt+F4 Exit

Alternatively, right click on software you just installed and find your .iso file there.

Settings... Help... Drive D: Mount...

ENG 16:44



File Computer View

Properties Open Rename Access media Map network drive Add a network location Open Control Panel Uninstall or change a program System properties Manage System

Computer Search Computer

Hard Disk Drives (1)

- Local Disk (C:) 17,6 GB free of 102 GB

Devices with Removable Storage (2)

- BD-ROM Drive (D:) Cambridge 0 bytes free of 230 MB CDFS
- SDHC (E:) 9,64 GB free of 29,2 GB

... and there you go.
(drive letter may vary)